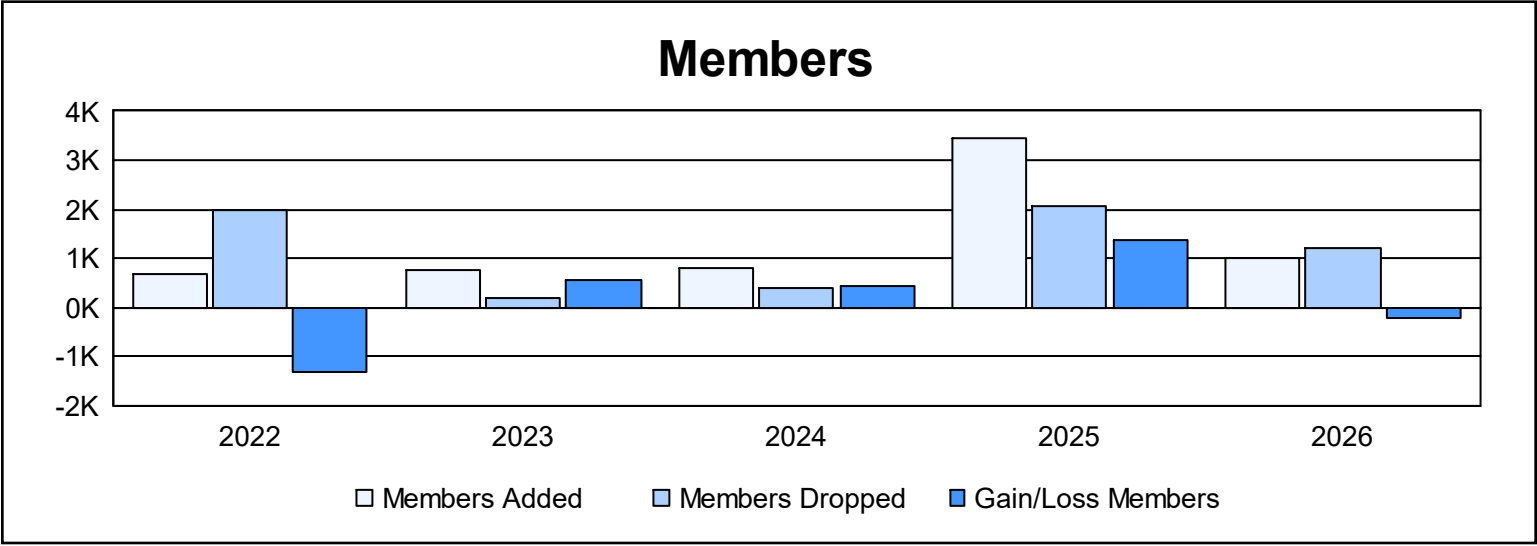
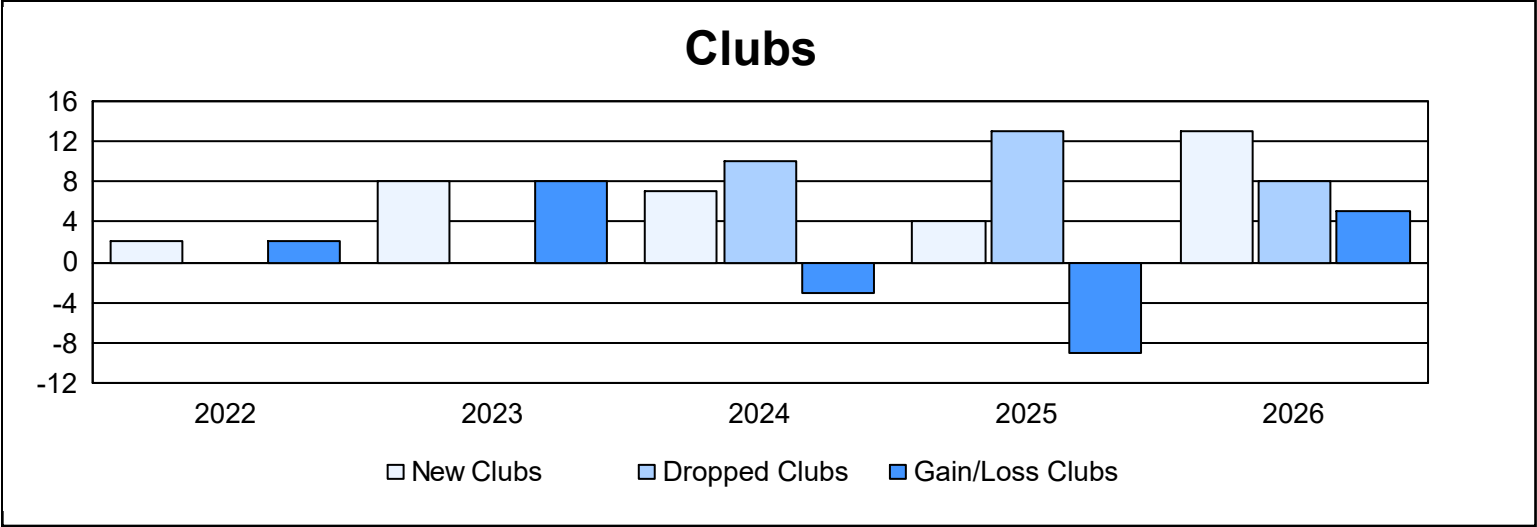
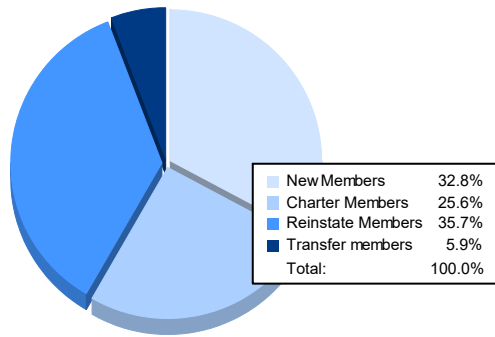


Year	New Clubs	Dropped Clubs	Gain/ Loss Clubs	New Members	Charter Members	Reinstate Members	Transfer Members	Total Member Added	Total Members Dropped	Gain/ Loss Members
2021-2022	2	0	2	384	91	22	168	665	1,989	-1,324
2022-2023	8	0	8	453	281	18	17	769	199	570
2023-2024	7	10	-3	626	144	35	7	812	376	436
2024-2025	4	13	-9	2,040	60	106	1,245	3,451	2,063	1,388
2025-2026	13	8	5	333	260	363	60	1,016	1,220	-204
Average	7	6	1	767	167	109	299	1,343	1,169	173



Membership Composition December 2025 Cumulative



Gender Composition December 2025 Cumulative

